

# Cory Merrill (West)

**SOLD LISTINGS**

For the period of  
4/1/18 - 6/30/18

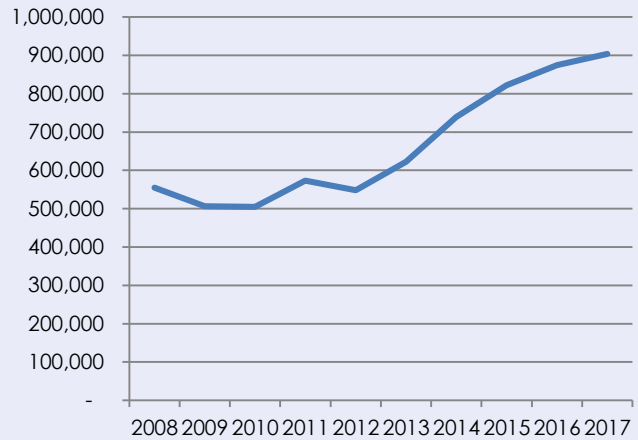
Sold Listings in 2Q18: **26**      Average Discount: **0.50%**  
 Average Sold Price: **\$929,904**      Average Days on Market: **19**  
 Average Ask Price: **\$927,077**

## ANNUAL PRICE CHANGE



PxChg=Price Change; DOM= Average Days on Market; UC= Homes Under Contract; SLD=# Homes Sold Past 12 months; ACTV= # Active Listings; MOI=Months of Inventory.

## HISTORIC PRICE TREND



Recent Sale Address	Ask Price	Sold Price	Beds	Baths	Sq Ft	Disc	DOM	Sold date
3100 E Mexico Avenue	\$419,900	\$446,000	4	2	2,056	6.2%	8	6/30/2018
3132 E Florida Avenue	\$489,900	\$477,000	3	2	1,165	-2.6%	3	6/29/2018
1548 S Clayton Street	\$1,190,000	\$1,200,000	5	5	3,067	0.8%	3	6/29/2018
1315 S Saint Paul Street	\$1,185,000	\$1,190,000	4	4	2,401	0.4%	3	6/22/2018
1390 S Fillmore Street	\$1,399,000	\$1,340,000	6	5	3,187	-4.2%	67	6/22/2018
1140 S University Boulevard	\$724,900	\$712,500	4	3	1,200	-1.7%	22	6/20/2018
1332 S Fillmore Street	\$735,000	\$720,000	3	3	1,868	-2.0%	40	6/13/2018
1495 S Steele Street	\$499,900	\$490,000	3	2	870	-2.0%	85	6/13/2018
1135 S Columbine Street	\$1,300,000	\$1,290,000	5	5	3,292	-0.8%	13	6/13/2018
1130 S Josephine Street	\$505,000	\$507,000	2	1	836	0.4%	41	6/11/2018

DOM = Days on Market; Sq Ft is the above grade home size and does not include basement; Disc = discount of sold price compared to asking price

**FIRST ALLIANCE TITLE**

SECURITY YOU REQUIRE | SERVICE YOU DESERVE  
303.558.6623 | FirstAllianceTitle.com

**exp REALTY**

**SCOTT RODGERS**, Broker Associate at eXp Realty  
303-242-8831 ▪ Scott@ColoradoHomesHQ.com  
www.CoryMerrillRealtor.com



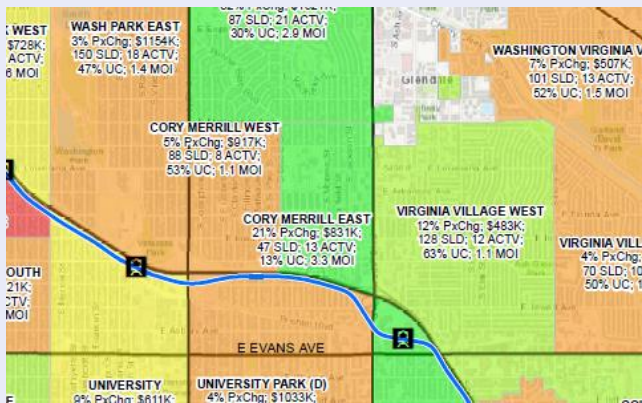
# Cory-Merrill (East)

**SOLD LISTINGS**

For the period of  
4/1/18 - 6/30/18

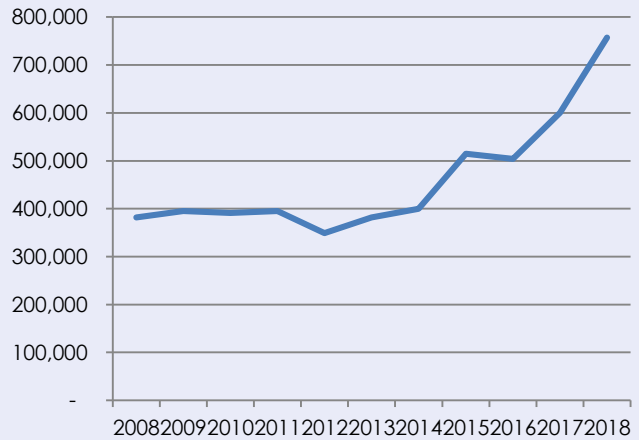
Sold Listings in 2Q18: **11**      Average Discount: **0.70%**  
 Average Sold Price: **\$893,355**      Average Days on Market: **41**  
 Average Ask Price: **\$897,173**

## ANNUAL PRICE CHANGE



PxChg=Price Change; DOM= Average Days on Market; UC= Homes Under Contract; SLD=# Homes Sold Past 12 months; ACTV= # Active Listings; MOI=Months of Inventory.

## HISTORIC PRICE TREND



Recent Sale Address	Ask Price	Sold Price	Beds	Baths	Sq Ft	Disc	DOM	Sold date
1000 S Cook Street	\$1,595,000	\$1,595,000	5	5	3,186	0.0%	14	6/29/2018
1673 S Monroe Street	\$650,000	\$650,000	3	2	1,133	0.0%	11	6/15/2018
1260 S Garfield Street	\$450,000	\$505,000	3	2	795	12.2%	3	6/4/2018
1125 S Jackson Street	\$1,449,000	\$1,350,000	6	5	3,675	-6.8%	127	5/22/2018
1172 S Steele Street	\$849,900	\$849,900	5	4	2,678	0.0%	231	5/18/2018
1140 S Cook Street	\$500,000	\$482,500	2	2	1,413	-3.5%	22	5/15/2018
1650 S Cook Street	\$1,150,000	\$1,100,000	6	4	2,939	-4.3%	27	5/8/2018
1560 S Monroe Street	\$1,295,000	\$1,282,500	4	4	2,878	-1.0%	6	5/4/2018
1260 S Harrison Street	\$400,000	\$400,000	3	1	1,050	0.0%	7	5/1/2018
1618 S Monroe Street	\$950,000	\$1,000,000	5	5	2,810	5.3%	2	4/18/2018

DOM = Days on Market; Sq Ft is the above grade home size and does not include basement; Disc = discount of sold price compared to asking price



SECURITY YOU REQUIRE | SERVICE YOU DESERVE  
303.558.6623 | FirstAllianceTitle.com



**SCOTT RODGERS**, Broker Associate at eXp Realty  
303-242-8831 ▪ Scott@ColoradoHomesHQ.com  
www.CoryMerrillRealtor.com

